

## HESTA

### Industry Super Plan

1800 813 327 www.hesta.com.au



#### SuperRatings Assessment

A "best value for money" superannuation fund. Well balanced across all key assessment criteria in a robust, secure and proven risk framework. The fund provides features that should assist most individuals to meet their retirement savings goals.

You should contact your financial adviser or this fund before making an investment decision.

#### Investment

Performance*	Excellent	110
Variety of Options	Average	
Process	Excellent	

#### Fees and Charges

Small Account (50K)	Good	80
Medium Account (250K)	Good	
Large Account (500K)	Good	

#### Insurance Covers and Costs

Death Insurance	Excellent	80
Death & Disablement	Average	
Income Protection	Excellent	

#### Member Servicing

Member Education	Excellent	110
Advice Services	Excellent	

#### Administration

Structure & Service	Excellent	110
Employer Servicing	Excellent	
Third Party Adviser Servicing	Average	

#### Governance

Trustee Structure & Risk	Excellent	110
--------------------------	-----------	-----

\* Past performance is not a reliable indicator of future performance

#### What We Say

Joint winner of the 2021 Net Benefit Award, HESTA was established in 1987 to provide for the retirement needs of members employed within the Health and Community Services. The fund is a public offer fund and allows members from all industries to apply for membership. The fund was nominated as a finalist for the 2021 Momentum, the 2021 MySuper of the Year and the 2021 Career Fund of the Year awards, and is also Infinity Recognised, which is a result of its strong commitment to environmental and social principles.

HESTA offers an investment menu of 5 Diversified options and 5 Single Sector options. The default Balanced Growth option outperformed the relevant SuperRatings Index over each time period assessed to 30 June 2020.

Fees are lower than the industry average across all account balances assessed. The fund does not charge a switching fee or a buy-sell spread.

HESTA's insurance offering provides eligible members with automatic Standard Insurance Cover, including 2 units of Death cover and 2 units of Income Protection cover (IP). Members may apply for up to \$5m of Death cover and up to \$3m of TPD cover. Standard IP covers up to 85% of salary until age 67 with a 90-day waiting period; however, benefit periods of 2 years or to age 60 are available, as well as 30- and 60-day waiting periods.

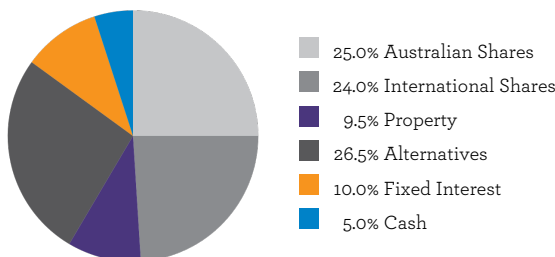
A great range of additional benefits are provided to members including free scaled advice and low-cost banking services through ME.

#### What They Say

- Portability - more employer sponsors than any other fund in our market.
- Low weekly administration fee and no entry, exit or switching fees.
- Provision of free limited personal financial advice to members using fund resources (rather than a third party).
- Strong long-term returns.
- No commissions to agents.
- Ability to transfer into a HESTA Income Stream.
- Free insurance cover for up to 12 months when a member is on parental leave (subject to conditions).

#### Investment Allocation

HESTA - Balanced Growth

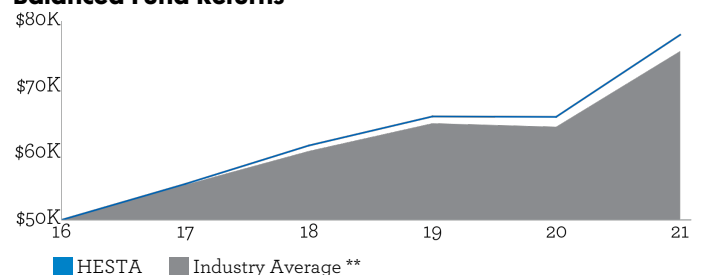


#### Core Investment Options Available

Diversified Options	Growth Assets %
Balanced Growth	75%
Conservative	39%
Sustainable Growth	75%
High Growth	90%

Single Sector Options	Single Manager Options	Term Deposits
Australian Shares	Not Available	Not Available
Cash and Term Deposits		
Diversified Bonds		
Infrastructure	Individual Shares	
International Shares	Not Available	
Private Equity		
Property and Infrastructure		

#### Balanced Fund Returns



\*\* The Industry Average measures \$50K invested in the primary rated investment option using actual net returns and fees as per the current PDS. Excludes the cost of insurance.

#### Typical Fees on \$50K

Type (Based on primary rated option)	
Admin Fee (\$)	\$65
Admin Fee (%pa)	0.08%
Investment Fee (%pa) <sup>^</sup>	0.72%
Indirect Cost Ratio (%pa)	0.14%
Switching Fee	\$0
Employer Size Discounts <sup>~</sup>	No
Account Size Discounts	No

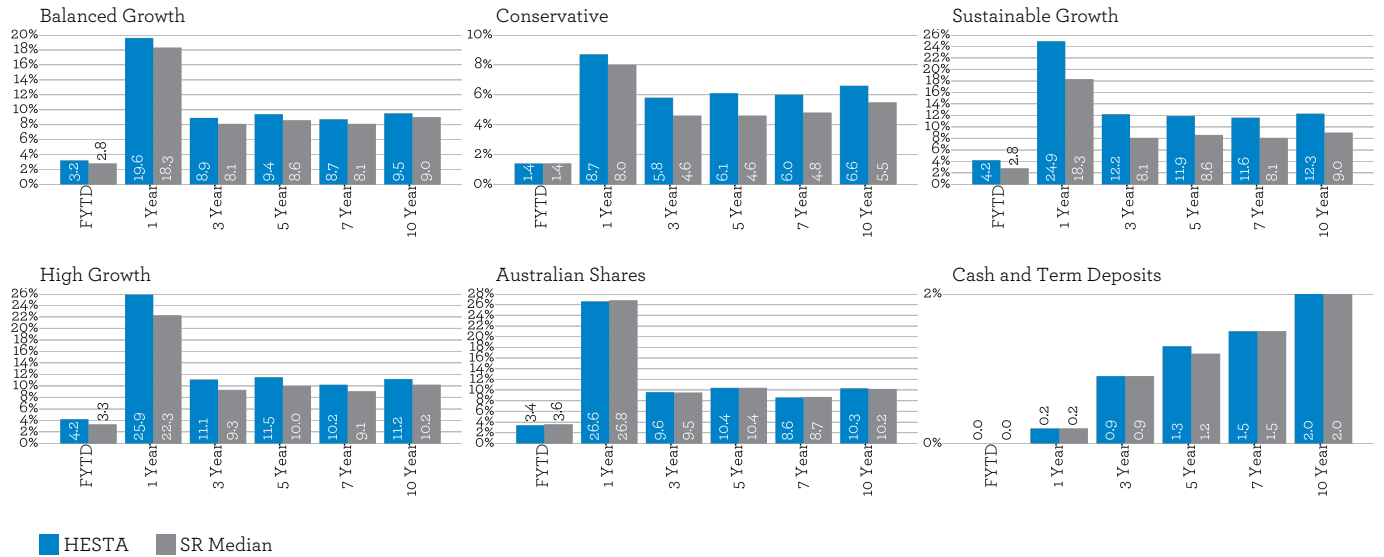
Fee Comparison*	\$50K	\$250K	\$500K
This Fund's Basic Fees	\$ 535	\$ 2415	\$ 4645
Average Fees	\$ 610	\$ 2667	\$ 5143
Better than Average	✓	✓	✓

<sup>^</sup>Above fees exclude transaction costs such as brokerage, buy-sell spread, settlement costs and stamp duty.  
<sup>~</sup>Modelled on a small (\$500K) employer size. Discounts for larger employers may be obtainable.

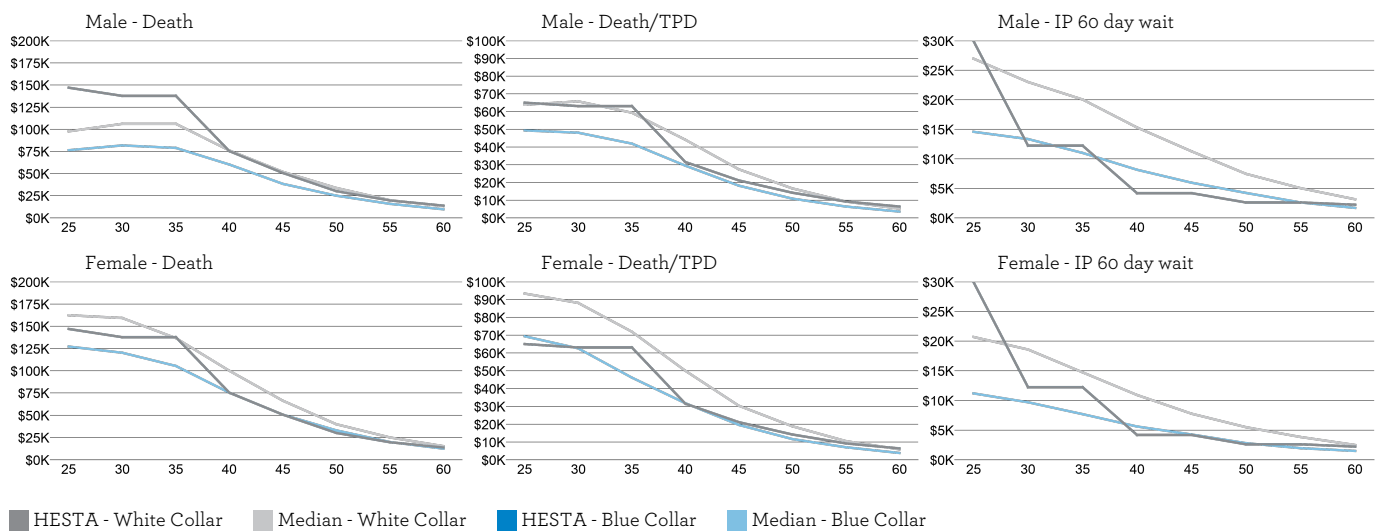
**Investment Performance Key Options**

\*Performance as at 31 August 2021. 1, 3, 5, 7 and 10 Year figures are rolling annualised returns.

	FYTD	1 Year	3 Year	5 Year	7 Year	10 Year
Balanced Growth	3.2	19.6	8.9	9.4	8.7	9.5
<b>SR50 Balanced (60-76) Index</b>	<b>2.8</b>	<b>18.3</b>	<b>8.1</b>	<b>8.6</b>	<b>8.1</b>	<b>9.0</b>
Conservative	1.4	8.7	5.8	6.1	6.0	6.6
Sustainable Growth	4.2	24.9	12.2	11.9	11.6	12.3
High Growth	4.2	25.9	11.1	11.5	10.2	11.2
Australian Shares	3.4	26.6	9.6	10.4	8.6	10.3
Cash and Term Deposits	0.0	0.2	0.9	1.3	1.5	2.0
<b>CPI</b>	<b>-</b>	<b>3.8</b>	<b>1.7</b>	<b>1.8</b>	<b>1.7</b>	<b>1.8</b>



**Insurance - Cover for \$1 per week** Based on age next birthday, indicative cover only.



**Fund Features**

Financial Planning	Yes
Health Insurance	No
Home Loans	No
Credit Cards	No
Binding Nominations	Yes
Non Lapsing Binding Nominations	No
Insurance Life Event Increases	No
Long Term Income Protection	Yes
Valuation Process	Weekly Unit Prices

**About This Fund**

Division Assessed	Employer
No. of Members	911,410
Fund Size	\$63,793,657,111
Public Offer	Yes
Fund Type	Industry - Public Offer
Target Market	Health related services

**SuperRatings Assessment**

SuperRatings' overall rating of a product is provided by our Platinum, Gold, Silver and Other ratings. The product's assessment across individual components such as investments, insurance and fees is split across quartiles represented by road signs. For instance, "110" denotes the best 25% of performers.

**SuperRatings** 1300 826 395

**Excellent: Score 75% - 100%**

Well Above Benchmark



**Good: Score 51% - 74%**

Above Benchmark



**Average: Score 26% - 50%**

Benchmark



**Below Average: Score below 25%**

Below Benchmark



**Alert**

For governance, advice & education, administration & investment process, analysis is qualitative and the available information has been insufficient to provide a rating, hence the ALERT symbol.



**Under Review**

Due to recent significant changes, this area is currently under review.



Issued by SuperRatings Pty Ltd ABN: 95 100 192 283 AFSL 311880 (SuperRatings) which has a commercial relationship with the financial product issuer related to this research. Any expressed or implied rating or advice is limited to General Advice and based solely on consideration of the merits of the financial product(s), without considering any person's particular circumstances. Past performance is not a reliable indicator of future performance. SuperRatings does not warrant the accuracy or completeness of the information in this report nor whether it may have material omissions or misstatements and disclaims all liability, to the extent permitted by law and regulation, in respect of this information. Read the Product Disclosure Statement and seek personal advice before making a decision on the financial product. Any ratings are the property of SuperRatings and must not be reproduced without written permission. © SuperRatings Pty Ltd. All rights reserved.